

13cm

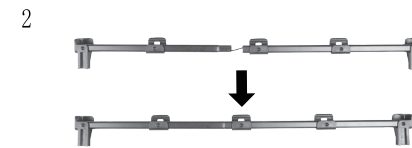
Wanderer

CART TABLE ASSEMBLY INSTRUCTION

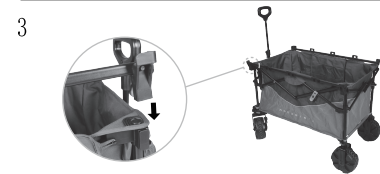
WEIGHT
CAPACITY
20
KGS



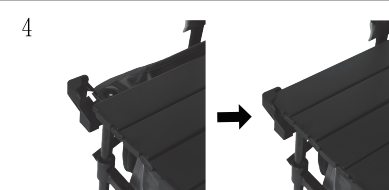
Take out the cart table top and two pieces of tubes.



Unfold the tube, and insert the thinner connector to the thicker connector. Note the plastic in two tube parts need to be in one side.



Insert the snap-fits in carts to the ones in tubes to fix two tubes to left and right side of the cart.



Unfold the table top, and insert the table top corners to the plastic parts in the cart.



Assembly is completed.

PLU: 713759 CODE: AC-1986
Manufactured and packaged for
SRGS PTY LTD

ABN 23 113 230 050
6 Coulthards Avenue Strathpine QLD 4500, Australia
MADE IN CHINA

21cm