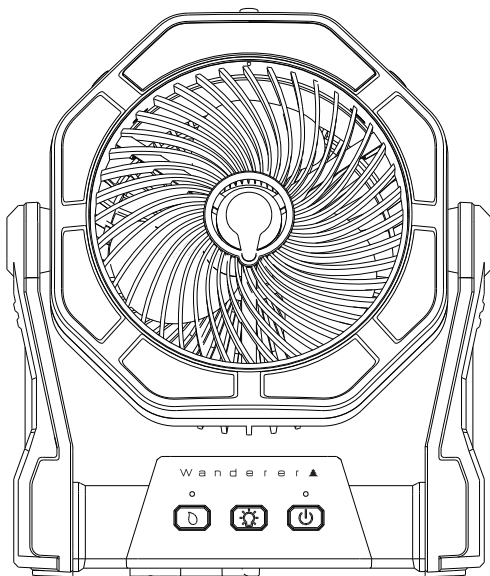


MISTING FAN OPERATING INSTRUCTION

Please read this user manual carefully before use
and please keep it for future reference.



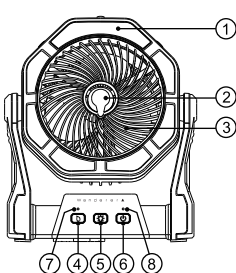
Package List

Misting Fan * 1

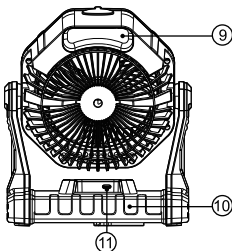
Type-C Charging Cable* 1

User manual * 1

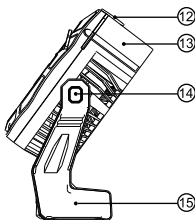
Product Introduce



- ① LED Light
- ② Spray Outlet
- ③ Blades and Frames
- ④ Spray On/Off button
(Low mode→High mode→OFF)
- ⑤ LED On/Off button
(Low mode→High mode)
- ⑥ Fan On/Off button
(Low→Medium→High→OFF)
- ⑦ Spray On/Off Indicator
- ⑧ Fan On/Off Indicator



- ⑨ Portable Handle
- ⑩ Base / Built-in battery
- ⑪ Battery inlet(Type-C)



- ⑫ Water injection port
- ⑬ Water tank
- ⑭ Rotatable Supporting Point
- ⑮ Base

Use Instructions

1. Spray indicator light:

- When spraying continuously, the spray indicator is blue.
- When spraying intermittent , the spray indicator is blue.
- Without spraying, the spray indicator is OFF.

2. The power indicator light when working:

- Low Gear: The power indicator flashes once, then always on.
- Mid Gear: The power indicator flashes 2 times, then always on.
- High Gear: The power indicator flashes 3 times, then always on.

3. The power indicator light when charging:

- In Charging: the red light flashes.
- Fully Charged: the red light is always on.

4. Fan Maintenance Tips:

- When the fan is not in use, please cover the spray cap to prevent dust from being absorbed or blocking the spray port.
- Non-professionals do not disassemble the fan for cleaning or maintenance.
- Please wipe the fan casing with a dry cloth, and store the fan in a dry box.

Notice:

- Please use a Type-C USB charger that can Input 5V / 2A to charge the fan.
If the Input is less than 2A, the charging will slow due to insufficient Input.
And you may even not be able to turn on the fan.
- Turn off the fan while charging.

Cautions:

1. When the fan stops working or the LED light is not on, please charge the fan. Please charge the fan at least every three months to extend the product life span.
2. Do not put your fingers through the fan shroud when the fan is on.
Children should only use the fan under adult supervision.
3. Do not open the front and back cover of the fan to reassemble this product.
4. Due to the built-in battery, please don't expose the fan to sunlight for a long time.
5. Do not use this product near fire or in wet places.

Specifications

Material	ABS+PC+PP
Input	5.0V / 2.0A
Battery Type	Lithium polymer rechargeable battery
Battery Capacity	10000mAh
Charging Time	6.5h
Water Tank	230ml
Wind Speed	Low: 2.0m/s
	Mid: 3.3m/s
	High: 4.2m/s
Speed RPM	Low: 1630 r/min
	Mid: 2630 r/min
	High: 3100 r/min
Working hours	Low: 32h
	Mid: 10.5h
	High: 7h
Light Power	Mid: 0.3W
	High: 0.5W
Mist Output	Continuous mode: 150±30ml/hour
	Intermittent mode: 80±20ml/hour
Working Temperature	-10 - +40°C
Storage Temperature	-20 - +65°C
Product Size (H*L *W)	24.5 x 21.3 x 9.3cm
Weight	760g

PLU: 667145 CODE: TF70

Manufactured and packaged for SRGS PTY LTD

ABN 23 113 230 050, 6 Coulthards Avenue, Strathpine QLD 4500, Australia

MADE IN CHINA