

**KSF2001\_Sew In Instruction Manual**  
**Stitched in label**  
**Location: Stitched into storage bag inner seam**  
**FRONT**

**1 Colour Print:**



**Black**

10mm  
stitch

140mm

**4 - 6 PERSON SLAT TABLE**



**IMPORTANT**

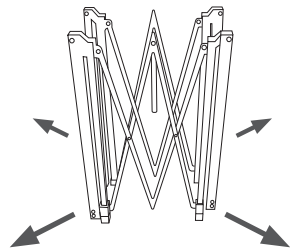
Before setting up for the first time read the instructions carefully.

**CONTENTS**

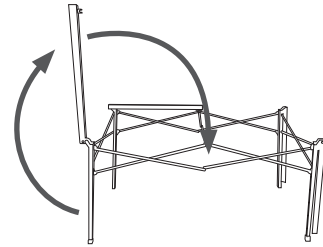
1 x Powder coated steel table frame  
1 x Aluminium slat table top

**TABLE SET UP**

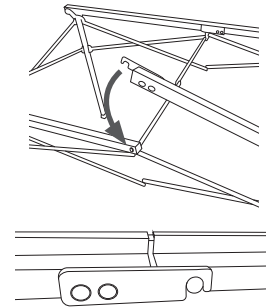
Unpack table frame and slat table top from storage bag. Assemble the table frame in an upright position then stretch the frame legs outwards. Pull the scissor frame joint upwards into position on each table leg.



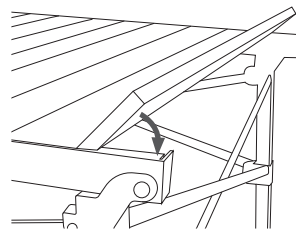
Rotate base support poles and secure these to the frame.



Rotate adjacent support poles and attach these to the base support poles.



Unroll the table top and position into the table frame.



**TABLE PACK DOWN**

For table pack down reverse the above steps.

**TABLE TOP CARE INSTRUCTIONS**

- Clean table top with detergent, warm water and a soft cloth
- Rinse with fresh water
- Wipe dry
- Ensure table top is completely dry before storing

**DARCHE.COM.AU**

Designed and tested in Australia for Australian conditions

A brand by Charles Parsons.

Telephone: 1300 367 695

Email: info@darche.com.au

75 Heyington Avenue

Thomastown VIC 3074, Australia

**DARCHE: LEADERS IN OUTDOOR DESIGN, PROUDLY AUSTRALIAN.**

V1 - APRIL 2021

Order No:

**DARCHE.COM.AU**

**210mm**