


STEP 1:

Remove the cupboard from the carry bag.
Be aware of the loose shelves inside the cupboard.




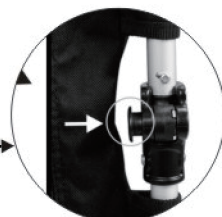

AX4

**STEP 2:**

Lift the top panel and click corner supports into place to secure into an upright standing position.

**STEP 3:**

Insert shelves.

**CAUTION:**

To be assembled by an adult only.

PACKING AWAY:

To pack away, unclip folding corner supports on legs and fold down into the lid.
Clip closed and return to carry bag.

! WARNING**Children have died from furniture tipover.**

- ALWAYS secure it with an anchor device.
- NEVER allow children to stand, climb or hang on drawers, doors, or shelves.
- NEVER open more than one drawer at a time.
- Place heavy items down low.

NEVER put a TV on this furniture

